



San Diego Convention Center | San Diego, CA
August 16-17, 2023 | Exhibits Open
August 15-16, 2023 | Exhibitor Set-Up

Exhibit Specifications

These expanded Exhibit Specifications have been adopted to give each exhibitor more effective use of space without infringing on the rights of neighboring booths. Rules and Regulations including updated exhibit specifications are found in the online Exhibitor Service Manual, which is available approximately 90 days from the event.

SAAC show management reserves the right to ensure that the equipment and product being displayed is not placed in the booth in a manner which obstructs other exhibitors' displays. Any equipment or product scheduled for exhibition, which could possibly cause a conflict or infraction, should be cleared, and approved by SAAC show management by June 2, 2023.

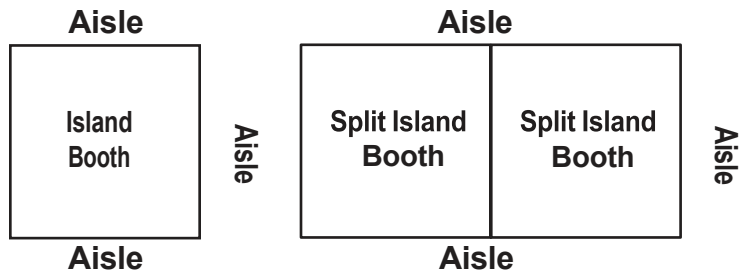
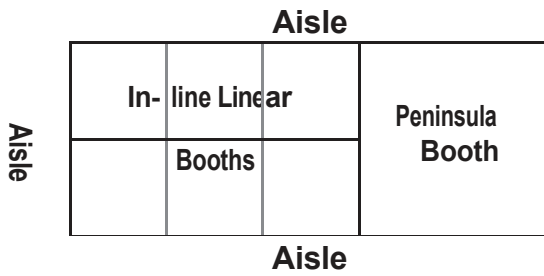
The price of your exhibit space includes (8') back and (3.5') side drape, 9'x10' carpet in the official show color (if floor is not permanently carpeted) and a company identification sign. Exhibitors will not be permitted to purchase back-to-back booths and remove the existing back drape. Exhibitors may purchase multiple 10x10 booths in a row and remove the existing side rails between the booths.

If you have any questions about your exhibit configuration, these Exhibit Specifications or any matter pertaining to exhibiting at SAAC events, contact SAAC show management at expositions@ppai.org.

SALES CONTACT INFORMATION

Amy Weisman, Account Coordinator | 972.258.3080
Connie Brazil, Account Manager | 972.258.3064 | Southeast
Heather Mangold, Account Manager | 972.258.3051 | Northeast
Sandy Mendoza, Account Manager | 972.258.3019 | Central
Taylor Coward, Account Manager | 972.258.3033 | West





LINEAR BOOTH

Linear booths have one side exposed to an aisle and are generally arranged in a series along a straight line. They are also called “in-line” booths.

Dimensions:

For purposes of consistency and ease of layout and/or reconfiguration, floor plan design in increments of ten feet (10') has become the de facto standard in the United States. Therefore, unless constricted by space or other limitations, Linear booths are ten feet (10') deep, i.e. 10'x10'. A maximum back wall height limitation of eight feet (8') is allowed unless an extended height upcharge of \$299 is paid to be allowed to extend up to ten feet (10') high.

USE OF SPACE

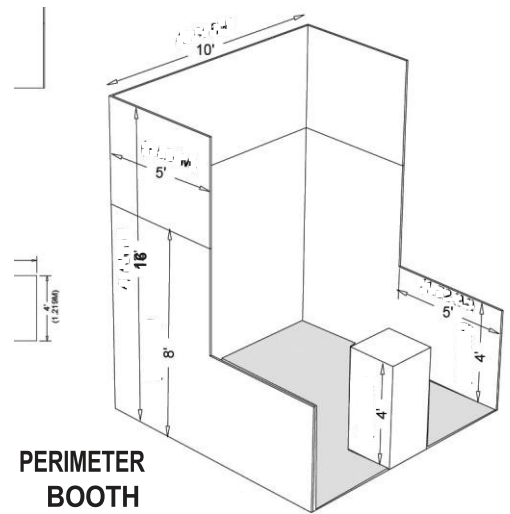
Regardless of the number of Linear booths utilized, (e.g. 10'x20', 10'x30', 10'x40', etc.) display materials should be arranged in such a manner so as not to obstruct sight lines of neighboring exhibitors. The maximum height of eight feet (8') is allowed only in the rear half of the booth space, with a four-foot (4') height restriction imposed on all materials in the remaining space forward to the aisle. (Note: When three or more Linear booths are used in combination as a single exhibit space, the four-foot (4') height limitation is applied only to that portion of exhibit space which is within ten feet (10') of an adjoining booth.)

PERIMETER BOOTH

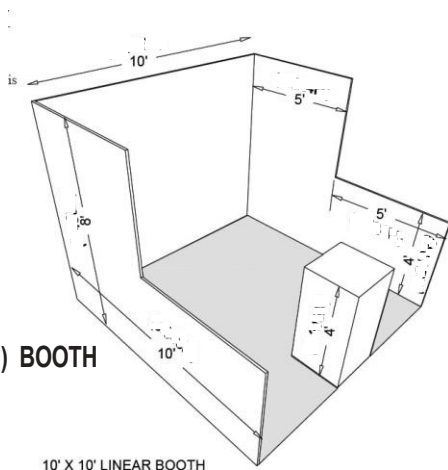
A Perimeter Booth is simply a Linear Booth that backs up to a wall of the exhibit facility rather than to another exhibit.

Dimensions And Use of Space:

All guidelines for Linear Booths apply to Perimeter Booths except that the extended height upcharge of \$299 is paid to be allowed to extend up to sixteen feet (16') high.



PERIMETER BOOTH



LINEAR (IN-LINE) BOOTH

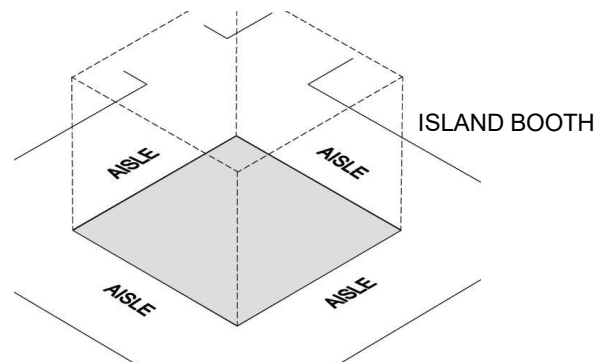
10' X 10' LINEAR BOOTH

ISLAND BOOTH

An Island booth is any 20'x20' booth or larger exposed to aisles on all four sides. There is an additional \$599 upcharge for an island booth.

Use Of Space:

The entire cubic content of the space may be used up to the maximum allowable height, which is sixteen feet (16'), including ground supported signage, without paying an additional \$299 upcharge. Twenty-two feet (22') is the maximum height allowed when paying the \$299 extended height upcharge. All hanging signage and graphics requires an additional upcharge. See the Hanging Signs and Graphics section on page 3 for details. For any ground supported structure requiring rigging support from the ceiling an additional \$299 upcharge will be enforced, as if it were hanging signage.



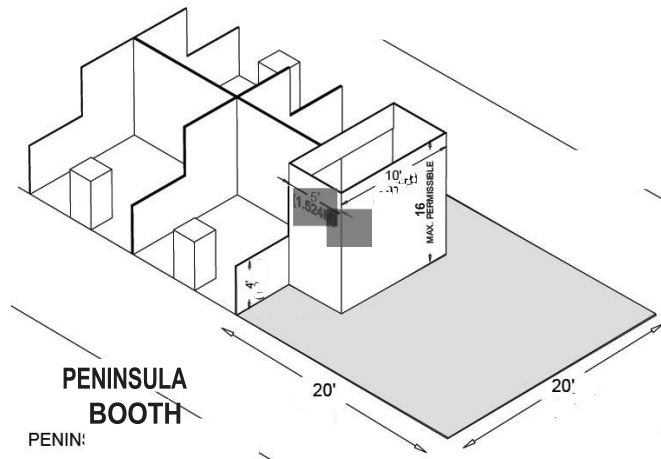
ISLAND BOOTH

PENINSULA BOOTH

A Peninsula Booth is exposed to aisles on three (3) sides and composed of a minimum of four booths: (a) one that backs up to Linear Booths, and (b) one that backs up to another Peninsula Booth and is referred to as a "Split Island Booth."

Dimensions:

A Peninsula Booth is 20'x20' or larger. When a Peninsula Booth backs up to two Linear Booths, the back wall is restricted to four feet (4') height within five feet (5') of each aisle, permitting adequate line of sight for the adjoining Linear Booths. Twelve feet (12') is the maximum height allowance, including signage for the center portion of the back wall, without paying the additional \$299 upcharge. Sixteen feet (16') is the maximum height allowed when paying the \$299 upcharge, including signage for the center portion of the back wall.



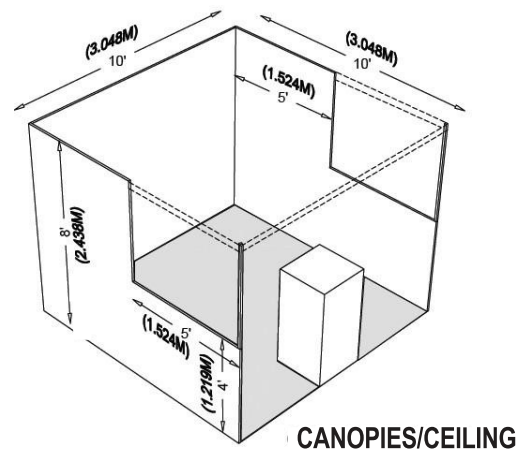
MULTI-STORY/CANOPIES/CEILINGS

Canopies, including ceilings, umbrellas and canopy frames, can be either decorative or functional (such as to shade computer monitors from ambient light or for hanging products). Canopies for Linear or Perimeter Booths should comply with line-of-sight requirements (see "Use of Space for Linear or Perimeter Booths").

The base of the Canopy should not be lower than seven feet (7') from the floor within five feet (5') of any aisle. Canopy supports should be no wider than three inches (3"). This applies to any booth configuration that has a sightline restriction, such as a Linear Booth.

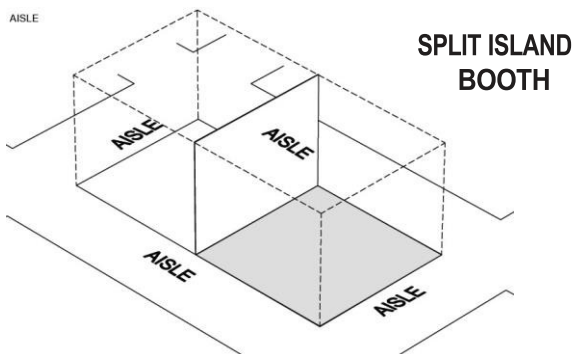
Multi-Story Exhibits follow the same guidelines as Island Booths. See Island Use of Space on page 2.

Any exhibitor utilizing Multi-Level/Canopies/Ceilings exhibits or covered exhibits must notify PPAI Show Management in writing no later than 60 days from opening date of event, for approval and further instruction.



SPLIT ISLAND BOOTH

A Split Island Booth is a Peninsula Booth, which shares a common back wall with another Peninsula Booth. The entire cubic content of this booth may be used, up to the maximum allowable height, without any back wall line of sight restrictions. Twelve feet (12') is the maximum height allowance, including signage for the center portion of the back wall, without paying an additional \$299 upcharge. Sixteen feet (16') is the maximum height allowed when paying the \$299 upcharge, including signage for the center portion of the back wall. The entire cubic content of the space may be used up to the maximum allowable height.



TOWERS

A Tower is a freestanding exhibit component separate from the main exhibit fixture that is used for identification display purposes only. The height is the same as that which applies to the appropriate exhibit configuration being used.

EXTENDED HEIGHT

Extended height may be purchased for your space for an additional upcharge of \$299 based on your booth configuration. Exhibitor is responsible for covering cost of structure and signage used in the extended height area.

Please note the following Extended Height allowances:

- Linear - 10' at \$299 upcharge.
- End cap - 10' at \$299 upcharge.
- Island - 22' at \$299 upcharge.
- Peninsula - 16' at \$299 upcharge.
- Perimeter - 16' at \$299 upcharge.

HANGING SIGNS AND GRAPHICS

Hanging Sign permission may be purchased for your space for an \$299 upcharge. Hanging Signs are only allowed on Aisle Spans (six [6] booths or greater), Island and Peninsula booths. Height is measured from the floor to the top of the hanging sign/graphic. Please note the following height allowances:

- Aisle Span - 16' at \$299 upcharge.
- Island - 22' at \$299 upcharge.
- Peninsula - 16' at \$299 upcharge.

Exhibitor is responsible for covering cost of signage and graphics used in the area.

AISLE CARPET SPAN(Only if carpet is not permanently installed)
Linear exhibits with at least 400 square feet of exhibit space and at least two (2) booths on each side of the aisle facing each other may choose to have carpet spanned over the aisle. This option will incur a Special Booth Configuration upcharge of \$299. The aisle must be free of any exhibit items and be maintained as an aisle. Aisle carpet spans cannot contain more than a single pad under the carpet. Exhibitor is responsible for covering cost of carpet and carpet pad used in the aisle carpet span area.

ELEVATED AISLE SPAN
Linear exhibits with at least 400 square feet of exhibit space and at least two (2) booths on each side of the aisle facing each other may choose to have an aisle span over the aisle. This option will incur a Special Booth Configuration upcharge of \$299. An exhibitor may "bridge or span" the aisle if they are in accordance with the following rules:

The "bridge or span" must be structural component of the booth such as a roof or a sign that conforms to the architectural integrity of the booth and the bridge. The maximum height of the "bridge or span" can only be 10' (to top of span from the exhibit floor). Exhibitor is responsible for covering cost of structure and signage used in the elevated aisle span.

ADDITIONAL NOTES
Should your booth exceed eight (8') feet in height, and you back up to another exhibitor's booth, you must "finish" the portion of your booth that exceeds eight (8') feet and backs up to your neighbor's booth. SAAC show management reserves the right to have the decorator make adjustments to unfinished portions of your booth that back up to neighboring booths at your expense. The additional fees paid to SAAC for special booth configurations are in addition to any charges by show decorator or the facility for equipment and labor to make these modifications.

All booths are 10'x10' unless otherwise noted. All aisles are ten (10') feet unless otherwise noted. Exhibitors purchasing items that incur upcharges are responsible for covering the cost of materials such as carpets, pads, signage and structures in addition to the cost for the upcharge.

END CAP BOOTHS:
End cap booths are in-line (linear) booth placed in the position of a Peninsula or Split Island. This configuration must follow the dimensions below. Exhibitors with end cap configurations must ensure they do not violate Linear Booth Line-of-Sight regulations for neighboring exhibits. This option will incur a Premium/Special Booth Configuration upcharge of \$599.

DIMENSIONS:
End cap booths are ten feet (10') deep by twenty feet (20') wide. The back wall height allowed is 8' High and the maximum backwall width allowed is ten feet (10') at the center of the backwall with a maximum 4' height on the two side aisles. Within five feet (5') of the two side aisles, the maximum height for any display materials is four feet (4') high. The maximum center portion of the back wall height allowed is ten feet (10') when paying the \$299 upcharge, including signage for the center portion of the back wall.

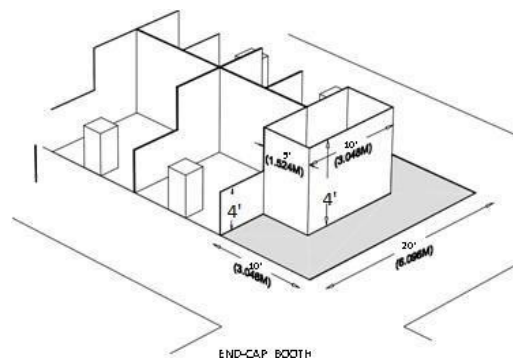


Exhibit Specifications are subject to change at the discretion of SAAC Show Management. All updates will be posted to the Exhibitor Service Manual online at <https://saac.net/SAACEXPO>



3125 Skyway Circle North
Irving, TX 75038
888.426.7724
<https://saac.net/SAACEXPO>